

SALES AND STOCK CONTROL (SSC)

WEB USER GUIDE

PROMOTION MAINTENANCE



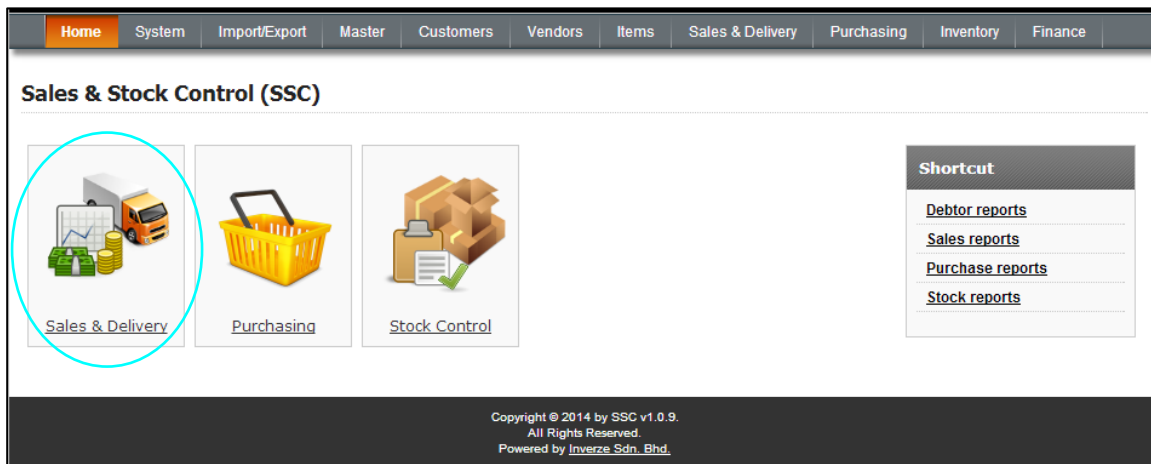
Inverze Sdn Bhd (942114-M)
B-16-02, The Scott Garden,
289 Jalan Klang Lama,
58000 Kuala Lumpur

Contents

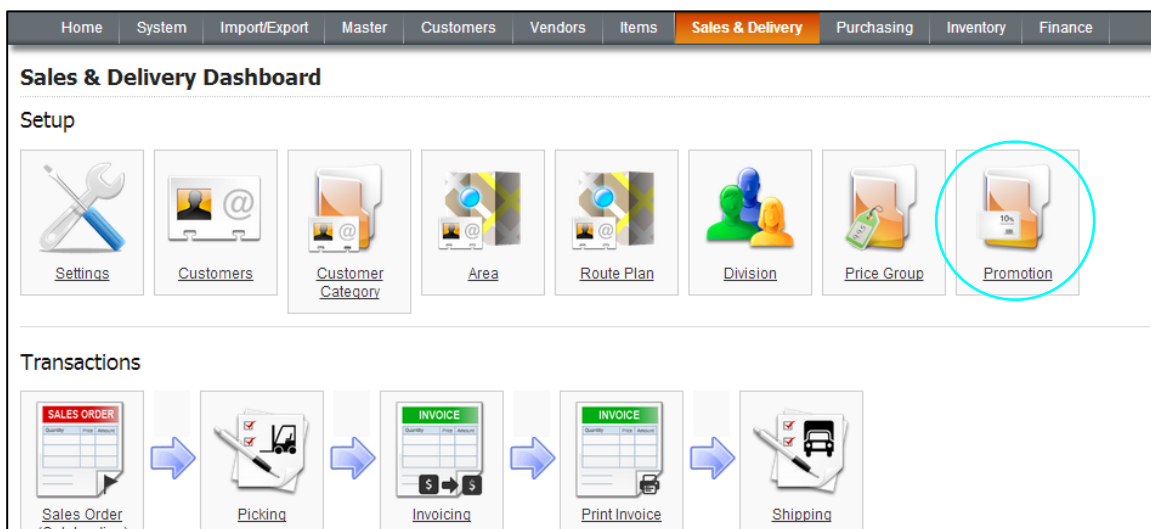
PROMOTION & OFFER	3
Go to Promotion Section.....	3
Create Promotion	4
A. Create New Promotion	5
B. Create Promotion Lines	7
C. Update Promotion Details	10
D. Grouping Promotion Lines	16
Basket	18
Example:.....	18
NPD	21
Example:.....	21
Flexi Discount	22
Example:.....	22
Search Promotion	24
Upload Promotion	25
Download Promotion	32

PROMOTION & OFFER

Go to Promotion Section



1. Click Sales & Delivery



2. Click Promotion

Create Promotion

Home » Sales & Delivery » Promotions » Manage

Manage Promotions

Advanced Search

Validity date

Search

Displaying 1-11 of 11 results.

Code	Description	Type	Valid From	Valid To	Is Active
AKKFOC	B ESSENCE CHICKEN PROMO	Q	08-05-2014	31-05-2014	Y
BBN 70GM		P	17-04-2014	17-04-2014	Y
new promo		P	17-04-2014	01-04-2015	Y

1. Click on the **Create** button
2. Select promotion **Type** from the drop-down menu

Promotion Types:-

Create Promotion

General

Type: **PRICE OFF**

Code:

Description:

Description 01:

Description 02:

Valid From:

Valid To:

Remark:

PRICE OFF
QTY DISC
BASKET - QUANTITY
BASKET - VALUE
NP
MUST SELL
FLEXI DISC

- Price Off – Offer based on price value, eg:
 - Order value hit RM300 get 4% discount
 - Order 10 ctn get 4% discount
- Qty Disc – Offer based on order quantity, eg:
 - Order 10 ctn FOC 1 ctn
 - Order value hit RM 1,000 FOC 1 ctn
- Basket Qty – Offer based on fixed quantity set, eg:
 - Order 1 set which included Item A (2 ctn) + Item B (2 ctn), and FOC – Item C (1 ctn)
 - Order 1 set which included Item A (2 ctn)+ Item B (2 ctn), at promotional price of RM 100
- Basket Value – Offer based on fixed value set, eg:
 - Order 1 set which included Item A (2 ctn) + Item B (2 ctn), at promotional price of RM 66
 - Order 1 set which included Item A (2 ctn) + Item B (2 ctn), discount 30% on each item
- NP – Introductory of new product launched
- Must Sell – Must Sell SKU
- Flexi Disc – To give maximum discount % and allow the salesman to edit the discount %, eg:

- Order Item A, get discount 10% + 3%. Meaning the salesman can amend the discount % to any figure below 10% and 3%, eg: 8.77% + 2.8%

A. Create New Promotion

Update Promotion [Testpromo5]

CREATED : admin2 [2014-06-13 18:04:34] LAST UPDATED : admin2 [2014-06-13 18:04:34]

General

Type: PRICE OFF

Code: Testpromo5

Price Group: PG1

Description: Item A or B or C hit RM 1000 FOC 1 Ctn Item D

Description 01:

Description 02:

Valid From: 01-06-2014

Valid To: 31-08-2014

Remark:

Is Active:

1. Select Type, enter code, and description.
2. Valid From, Valid To - Select promotion start date and end date***

*** Promotion will be valid only if Invoice Date falls within the validity period.

3. Select validation by Qty or Value
 - By Qty – if the promotion is validate by Qty
 - By Value – if the promotion is validate by value

Create New Promotion Validate by Value

- Item A + Item B + Item C (mixable)= hit RM 1,000 - FOC 1 CTN Item D

Validation

Validation by: Value

Min Amt: 1,060.00

Create Close

1. Choose **Validate by Value**
2. Enter **Min Amt** - 1,060.00 (Amount must be included GST)
3. Then, click **Create** Button

Create New Promotion Validate by QTY

- Buy 10 cartons Item A - FOC 1 carton Item B

Create Promotion

General

Type: QTY DISC
 Code: Testpromo6
 Price Group: PG1
 Description: Buy 10 ctn Item A - FOC 1 ctn Item B
 Description 01:
 Description 02:
 Valid From: 01-06-2014
 Valid To: 31-12-2014
 Remark:
 Is Active:

Validation

Validation by: Qty
 Min Qty: 10

Create Cancel

4. Choose Validation by Qty
5. Enter **Min Qty** – 10
6. Click Create Button

Home admin2 Logout

Home System Import/Export Master Customers Vendors Items Sales & Delivery Purchasing Inventory Finance

Home » Sales & Delivery » Promotions » Update

✓ Data saved...

Update Promotion [PromoABC]

CREATED : admin2 [2014-06-13 16:04:04] LAST UPDATED : admin2 [2014-06-13 16:04:04]

General

Type: PRICE OFF
 Code: PromoABC

7. A successful message will be showed. The New Promo Code is created.

B. Create Promotion Lines

Validation

Validation by

Min Amt

Promotion Lines

[Group](#) | [Ungroup](#) | [Deletes](#) | [Create](#)

#	Grouping	Item	Description	Qty	UOM	Price / UOM	Discount
No results found.							

Promotion Details

[Pictures](#) | [Customers](#) | [Channels](#) | [Division Allocation](#)

[Add image](#)

Picture	Description
No results found.	

Copyright © 2014 by SSC v1.0.9.
All Rights Reserved.
Powered by Inverze Sdn. Bhd.

1. Go to Promotion Lines section, click **Create** to create promotion line

Create Promotion Line [Testpromo8]

Fields with * are required.

General

# *	1	Grouping	
Item *	D002323	M&M'S PLAIN 100GM X20PKT X6	
UOM *	CTN		
Qty	0.00		
Price / UOM	428.4000	F.O.C.	<input type="checkbox"/>
Description	M&M'S PLAIN 100GM X20PKT X6		
Discount	5.00	Tax % 01	0.00
Disc % 02	0.00	Tax % 02	0.00
Disc % 03	0.00	Tax % 03	0.00
Disc % 04	0.00	Tax % 04	0.00
Disc Amt	0.0000		
Remark			

Create **Cancel**

9. Create promotion line for discount %
10. Discount box – key in discount percentage
11. Then, click **Create** button.

Create Promotion Line [Testpromo5]

Fields with * are required.

General

# *	5	Grouping	
Item *			
UOM *	(none)		
Qty	0.00		
Price / UOM	0.0000	F.O.C.	<input type="checkbox"/>
Description			
Discount	0.00	Tax % 01	0.00
Disc % 02	0.00	Tax % 02	0.00
Disc % 03	0.00	Tax % 03	0.00
Disc % 04	0.00	Tax % 04	0.00
Disc Amt	0.0000		
Remark			

Create **Cancel**

12. Once done, click **Cancel** button to return to the page of the Promotion.

C. Update Promotion Details

Promotion Lines [Group](#) | [Ungroup](#) | [Delete](#) | [Create](#)

Total 4 results.

#	Grouping	Item	Description	Qty	UOM	Price / UOM	Discount	
<input type="checkbox"/>	1	D004310	EQUAL SACHET 12S X12BOX X12DOZ	0.00	CTN	341.2800	N/A	
<input type="checkbox"/>	2	D005265	KLG CORN FLAKES 150GMX18BOX	0.00	CTN	55.9800	N/A	
<input type="checkbox"/>	3	D006067	OVALTINE TIN 1.2KG X 6TIN	0.00	CTN	87.9000	N/A	
<input type="checkbox"/>	4	D007166	SUN UP ORANGE 850ML X 12BTL	1.00	CTN	0.0000	N/A	

Promotion Details

Pictures |
 Customers |
 Channels |
 Categories |
 Division Allocation

[Add image](#)

Picture	Description
No results found.	

1. Go to Promotion Details section, edit the promotion details at different tabs

Pictures

Promotion Details

Pictures Customers Channels Categories Division Allocation

Add image

Picture	Description
No results found.	

1. Upload the promotion picture by clicking Add Image

Customers

Promotion Details

Pictures Customers Channels Categories Division Allocation

Assign Customers | Assign Customers By File

Division	Customer	Ref No	Company Name	Actions
No results found.				

1. Click Assign Customers

Promotion : Assign Customers

Promotion

Code: Testpromo5

Description: Item A or B or C hit RM 1000 FOC 1 Ctn Item D

Valid From: 01-06-2014 - 31-08-2014

Search

Division: BRANDS GENERAL

Area: A, B, C, D, E

Category: CFS, CMH, CVS, MANUFACTUR, MMK

Channel: MT

Code: [] Ref Code: []

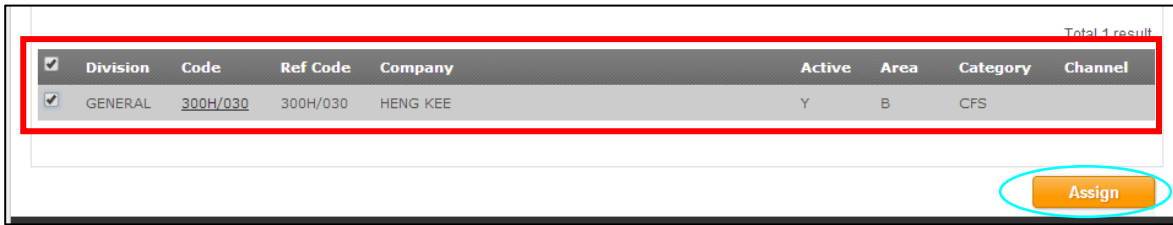
Company Name: []

Active Show Unassigned Only

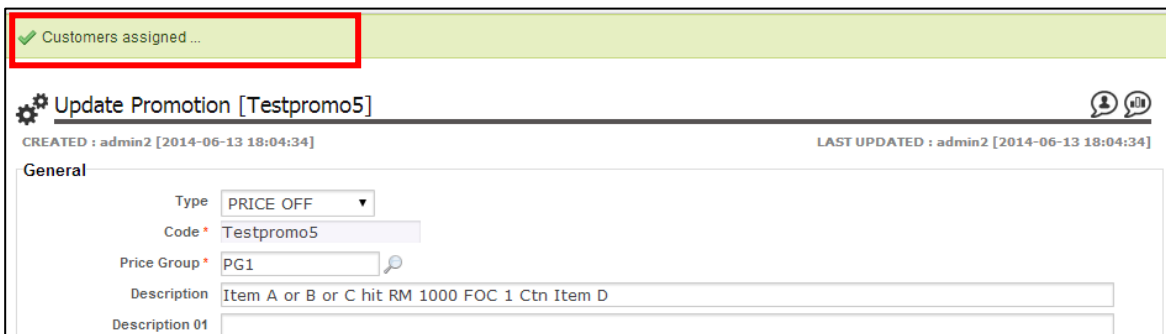
Search Close

2. Search the customer by division, category, or area that you wish to assign

3. Then click Search button

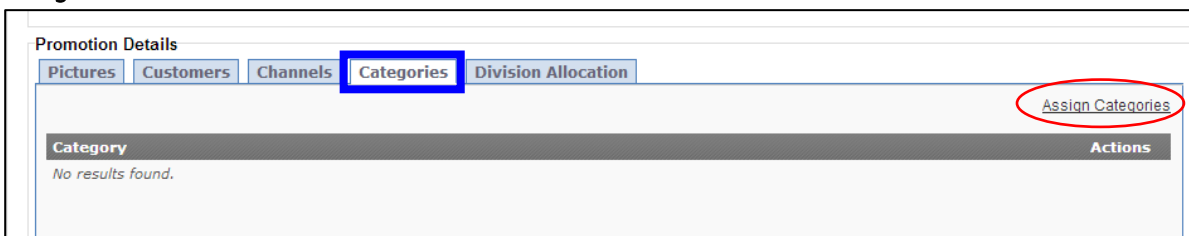


4. The list of customer will be appear at the bottom of the page
5. Tick the customer by line or tick the header box to select all customers that fall under the search criteria
6. Then, click Assign button



7. Once successfully assigned, a successful message will be showed.

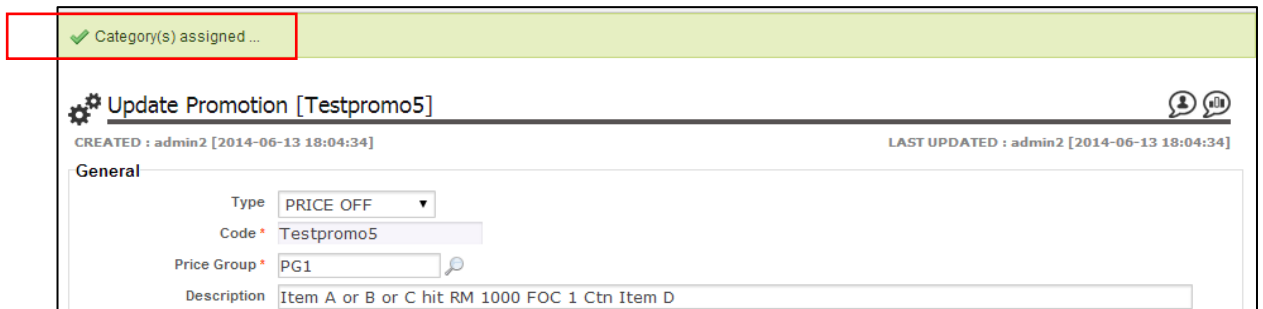
Categories



1. Assign promotion by customer category. Click Assign Categories



2. Tick on the customer category that you wish to assign the promotion.
3. Then, click Assign button



4. Once successfully assigned, a successful message will be showed

Save Promotion

Validation

Validation by: Qty

Min Qty: 1

Save
Close

Promotion Lines

[Group](#) | [Ungroup](#) | [Delete](#) | [Create](#)

Total 4 results.

#	Grouping	Item	Description	Qty	UOM	Price / UOM	Discount
1		D004310	EQUAL SACHET 12S X12BOX X12DOZ	0.00	CTN	341.2800	N/A
2		D005265	KLG CORN FLAKES 150GMX18BOX	0.00	CTN	55.9800	N/A
3		D006067	OVALTINE TIN 1.2KG X 6TIN	0.00	CTN	87.9000	N/A
4		D007166	SUN UP ORANGE 850ML X 12BTL	1.00	CTN	0.0000	N/A

Promotion Details

Pictures
Customers
Channels
Categories
Division Allocation

1. Once assign done, click Save to update this promotion code

Home » Sales & Delivery » Promotions » Update

✔ Data updated...

Update Promotion [Testpromo5]

CREATED : admin2 [2014-06-13 18:04:34] LAST UPDATED : admin2 [2014-06-13 21:35:15]

General

Type: PRICE OFF

Code: Testpromo5

Price Group: PG1

Description: Item A or B or C hit RM 1000 FOC 1 Ctn Item D

Description 01:

Description 02:

Valid From: 01-06-2014

Valid To: 31-08-2014

Remark:

Is Active:

Validation





























Validation by: Qty

Min Qty: 1

Save
Close

2. Once details updated, a successful message will be showed.
3. Then, click Close button.

Displaying 1-14 of 14 results.

Code	Description	Type	Valid From	Valid To	Is Active	
<input type="text"/>	<input type="text"/>	<input type="text"/>			<input type="text"/>	
AKKFOC	B ESSENCE CHICKEN PROMO	Q	08-05-2014	31-05-2014	Y	 
BBN 70GM		P	17-04-2014	17-04-2014	Y	 
new_promo		P	17-04-2014	01-04-2015	Y	 
PROMO 2	Promo 2	N	01-04-2003	04-04-2022	Y	 
PROMO 3	3 grouping	N	01-01-2014	01-01-2015	Y	 
PROMO1	Promo	D	02-12-2012	12-04-2022	Y	 
PromoABC	Item A or B or C - hit total RM1,000 FOC 1 ctn Item D	P	13-06-2014	13-06-2014	Y	 
Testpromo1		P	01-06-2014	30-06-2014	Y	 
Testpromo2	Buy 6.5 ctn FOC 0.5 ctn + 4% disc (WS customer)	P	01-06-2014	31-05-2015	Y	 
Testpromo2A	Buy <6.5 ctn - 4% disc (WS customer)	P	01-06-2014	31-05-2015	Y	 
Testpromo2B	Buy 6.5 ctn FOC 0.5 ctn (General customer)	P	01-06-2014	31-05-2015	Y	 
Testpromo3	Buy 6.5 ctn FOC 0.5 ctn + 4% disc (WS Customer) - v2	B	01-06-2014	31-05-2015	Y	 
Testpromo4	Product Category A or B or C - hit total RM1,000 FOC 1 ctn M&M's 200g	P	01-06-2014	31-05-2015	Y	 
Testpromo5	Item A or B or C hit RM 1000 FOC 1 Ctn Item D	P	01-06-2014	31-08-2014	Y	 

- Promotion code "Testpromo5" was created.
- You may edit this promotion package by clicking Update

Update

D. Grouping Promotion Lines

Example 1:

- Buy 10 Carton Item A
- FOC 1 pack choose from Item B or Item C
- To enable the flexibility to choose 1 FOC item either Item B or Item C (meaning 2 choose 1)
 1. Create 2 promotion lines for FOC item

Promotion Lines

[Group](#) [Ungroup](#)
Displaying 1-3 of 3 results.

#	Grouping	Item	Description	Qty	UOM	Price / UOM	Discount	
<input type="checkbox"/>	1	D000023	M&M'S PEANUT 200GM X 24PKT	0.00	CTN	161.2800	N/A	
<input checked="" type="checkbox"/>	2	D002333	SNICKERS PEANUT 59G X24P X8	1.00	PKT	0.0000	N/A	
<input checked="" type="checkbox"/>	3	D002425	SNICKERS ALMOND 50G X24PK X8	1.00	PKT	0.0000	N/A	

2. Tick selection box of both FOC items.
3. Then click Group

Create Promotion Line Grouping [TPgroup1]

Create promotion grouping with the following lines?

Grouping: 2VK

No. of items to choose: 1

Total 2 results.

#	Grouping	Item	Description	Qty	UOM	Price / UOM	Discount	Disc % 02	Disc % 03	Disc % 04
2		D002333	SNICKERS PEANUT 59G X24P X8	1.00	PKT	0.0000	0.00	0.00	0.00	0.00
3		D002425	SNICKERS ALMOND 50G X24PK X8	1.00	PKT	0.0000	0.00	0.00	0.00	0.00

[Confirm](#) [Cancel](#)

4. No. of items to choose – Choose 1
5. Then, click Confirm button

Validation

Validation by
 Min Qty

[Save](#) [Close](#)

Promotion Lines [Group](#) | [Ungroup](#) | [Delete](#) | [Create](#)

Total 3 results.

#	Grouping	Item	Description	Qty	UOM	Price / UOM	Discount	
1		D000023	M&M'S PEANUT 200GM X 24PKT	0.00	CTN	161.2800	N/A	
2	2VK / 1	D002333	SNICKERS PEANUT 59G X24P X8	1.00	PKT	0.0000	N/A	
3	2VK / 1	D002425	SNICKERS ALMOND 50G X24PK X8	1.00	PKT	0.0000	N/A	

6. The items confirmed being grouped will be displayed in Green tagging.

Example 2:

- Buy 10 cartons Item A
- FOC 2 pack choose from Item B or Item C
- To enable the flexibility to choose 2 FOC items from Item B or Item C (meaning 2 choose 2)
 - (KLG Corn Flakes 150gm x 1 Box) + (KLG Rice Krispies 130gm x 1 Box); or
 - KLG Corn Flakes 150gm x 2 Boxes; or
 - KLG Rice Krispies 130gm x 2 Boxes

Promotion Lines [Group](#) | [Ungroup](#)

Displaying 1-3 of 3 results.

#	Grouping	Item	Description	Qty	UOM	Price / UOM	Discount	
1		D005268	KLG FROSTIES 300GM X 18BOX	0.00	CTN	121.3200	N/A	
<input checked="" type="checkbox"/>		D005265	KLG CORN FLAKES 150GMX18BOX	1.00	BOX	0.0000	N/A	
<input checked="" type="checkbox"/>		D005271	KLG RICE KRISPIES 130GMX18BOX	1.00	BOX	3.2600	N/A	

1. Tick selection box of both FOC items.
2. Then click Group

Create Promotion Line Grouping [TPgroup2]

Create promotion grouping with the following lines?

Grouping: 9IM

No. of items to choose: 1 (dropdown menu with 1 and 2 options)

Total 2 results.

#	Grouping	Item	Description	Qty	UOM	Price / UOM	Discount	Disc % 02	Disc % 03	Disc % 04
2		D005265	KLG CORN FLAKES 150GMX18BOX	1.00	BOX	0.0000	0.00	0.00	0.00	0.00
3		D005271	KLG RICE KRISPIES 130GMX18BOX	1.00	BOX	3.2600	0.00	0.00	0.00	0.00

Confirm Cancel

- No. of items to choose – Select Qty of this group – Choose 2
- Then, click Confirm button

Promotion Lines

Group | Ungroup | Delete | Create

Total 3 results.

#	Grouping	Item	Description	Qty	UOM	Price / UOM	Discount			
1		D005268	KLG FROSTIES 300GM X 18BOX	0.00	CTN	121.3200	N/A			
2	9IM / 2	D005265	KLG CORN FLAKES 150GMX18BOX	1.00	BOX	0.0000	N/A			
3	9IM / 2	D005271	KLG RICE KRISPIES 130GMX18BOX	1.00	BOX	3.2600	N/A			

- The items confirmed being grouped will be displayed in Green tagging.

Basket

Example:

- Buy 1 set Basket = 2 cartons Item A + 2 cartons Item B + FOC 1 pack Item C

Create Promotion

General

Type: BASKET

Code: TestBasket1

Description: Buy 2 Ctn Item A + 2 Ctn Item B - FOC 1 Pack Item C

Description 01:

Description 02:

Valid From: 01-06-2014

Valid To: 30-09-2014

Remark:

Is Active:

Validation

Validation by: Qty

Min Qty: 4

Create Cancel

1. Choose Validation by Qty
2. Enter Min Qty 4
3. Create promotion lines

Create Promotion Line [TestBasket1]

Fields with * are required.

General

1

Item: D009205 CLAYPOT BAKUTEH 35GX12X12BOX

UOM: CTN

Qty: 2.00

Price / UOM: 380.1600

Description: CLAYPOT BAKUTEH 35GX12X12BOX

Discount: 0.00

Disc % 01: 0.00

Disc % 02: 0.00

Disc % 03: 0.00

Disc % 04: 0.00

Disc Amt: 0.0000

Remark:

Create Cancel

4. #1 - Qty – enter 2 CTN. The Basket will fix the Qty for this item as 2 CTN.

Create Promotion Line [TestBasket1]

Fields with * are required.

General

# *	2	Grouping	
Item *	D009208		<u>CLAYPOT CHICKUTEH 40GX12X6BOX</u>
UOM *	CTN		
Qty	2.00		
Price / UOM	224.6400	F.O.C.	<input type="checkbox"/>
Description	CLAYPOT CHICKUTEH 40GX12X6BOX		
Discount	0.00	Tax % 01	0.00
Disc % 02	0.00	Tax % 02	0.00
Disc % 03	0.00	Tax % 03	0.00
Disc % 04	0.00	Tax % 04	0.00
Disc Amt	0.0000		
Remark			

Create **Cancel**

5. # 2 - Qty – enter 2 CTN. The Basket will fix the Qty for this item as 2 CTN.

Create Promotion Line [TestBasket1]

Fields with * are required.

General

# *	3	Grouping	
Item *	D009209		<u>CLAYPOT HERBAL CHICKEN SOUP 40G X 12 X 6BOX</u>
UOM *	BOX		
Qty	1.00		
Price / UOM	0.0000	F.O.C.	<input checked="" type="checkbox"/>
Description	CLAYPOT HERBAL CHICKEN SOUP 40G X 12 X 6BOX		
Discount	0.00	Tax % 01	0.00
Disc % 02	0.00	Tax % 02	0.00
Disc % 03	0.00	Tax % 03	0.00
Disc % 04	0.00	Tax % 04	0.00
Disc Amt	0.0000		
Remark			

Create **Cancel**

6. # 3 – create FOC promotion line.

NPD

Example:

- Launched of new product

⚙️ Create Promotion
👤 🗨️

General

Type:

Code:

Description:

Description 01:

Description 02:

Valid From: 📅

Valid To: 📅

Remark:

Is Active:

Validation

Validation by:

Min Qty:

Create
Cancel

1. Enter Min Qty / Value – set as 0
2. Click create

⚙️ Create Promotion Line [NPD-JUN14-01-SNI]
👤 🗨️

Fields with * are required.

General

* Grouping:

Item * 🔍 SNICKERS ALMOND 50G X24PK X8

UOM *

Qty:

Price / UOM: F.O.C.

Description:

Discount: Tax % 01:

Disc % 02: Tax % 02:

Disc % 03: Tax % 03:

Disc % 04: Tax % 04:

Disc Amt:

Remark:

Create
Cancel

3. Create promotion line.

4. Select the new product
5. Then click Create

Flexi Discount

Create Promotion

General

Type: **FLEXI DISC**

Code *

Description

Description 01

Description 02

Valid From *

Valid To *

Remark

Is Active

Validation

Validation by: Qty

Min Qty:

Create **Cancel**

1. Choose promotion type – FLEXI DISC.

Example:

- Buy Item A – Discount Maximum 5% + 2%

Create Promotion

General

Type: **FLEXI DISC**

Code *

Description: **BUY ITEM A - DISCOUNT MAXIMUM 5% + 2%**

Description 01: **FLEXIBLE TO CHANGE DISCOUNT % BELOW 5% + BELOW 2%**

Description 02

Valid From *

Valid To *

Remark

Is Active

Validation

Validation by: Qty

Min Qty:

Create **Cancel**

1. Fill in relevant field and click CREATE.

⚙️ Create Promotion Line [FXD-TEST-01]



Fields with * are required.

General

#*	1	Grouping	
Item*	310102	KOPIKO COFFEE CANDY 12X12X40G STICK PACK	
UOM*	CTN		
Qty	0.00		
Req Qty	0.00		
Price / UOM	172.8000	F.O.C.	<input type="checkbox"/>
Description	KOPIKO COFFEE CANDY 12X12X40G STICK PACK		
Disc %	5.00	2.00	0.00 0.00
Disc Amt	0.0000		
Remark			

Create **Cancel**

2. Create Item and enter the flexible discount percentage.

Search Promotion

Manage Promotions 🔒 👤 🗨️

Division

Brand

Type

Discount By

Code

Description

Remark

Item

Customer

Customer Channel

Customer Chain

Validity date

Check Valid

Search

[Download](#) | [Import Excel2007](#) | [Create](#)

Displaying 1-9 of 9 results.

Code	Brand	Description	Remark	Type	Valid From	Valid To	Valid
300VC	-	PURCHASE MINIMUM RM300 FOC RM10 VOUCHER		V	01-01-2016	31-12-2016	YES
BRANDSH2	A/DKCIS	BRANDS INNERSHINE 2 FOC 1 BERRY		P	01-06-2015	31-12-2016	YES

1. Search Promotion by below criterias:



- a. Division
- b. Brand – product brand (category level 0)
- c. Type – promotion type
- d. Discount by – promotion is discount by item brand/item category/item agency (category level 0 / level 1 / level 2)
- e. Code – promotion code
- f. Description – promotion description
- g. Remark – promotion remark
- h. Item – item code or item description
- i. Customer – customer name
- j. Customer Channel (category level 2)
- k. Customer chain (category level 0)
- l. Validity Date – promotion validity date
- m. Check Valid – check promo validity status

Upload Promotion

Home » Sales & Delivery » Promotions » Manage











Manage Promotions

Advanced Search

Validity date  

[Import Excel2007](#) [Create](#)

Displaying 1-20 of 61 results.

Code	Description	Type	Valid From	Valid To	Valid	Is Active	
<input type="text"/>	<input type="text"/>	<input type="text"/>				<input type="text"/>	
DYN-CAN-JUL-01	DYNAMITE CANDY - BUY RM150 FOC 1 PACK NIPS	P	01-07-2014	31-07-2014	YES	N	 
JC9CHO-GT-F	CLOUD 9 CHOCSTER - BUY 15 CTN FOC 1 CTN	Q	01-06-2014	31-12-2014	YES	Y	 
JC9CHO-GT-H	CLOUD 9 CHOCSTER - BUY 7.5 CTN FOC 0.5 CTN (HALF SET)	Q	01-06-2014	31-12-2014	YES	Y	 
JC9CHO-WS-F	CLOUD 9 CHOCSTER - BUY 15 CTN FOC 1 CTN + 4% DISC	Q	01-06-2014	31-12-2014	YES	Y	 
JC9CHO-WS-H	CLOUD 9 CHOCSTER - BUY 7.5 CTN FOC 0.5 CTN + 4% DISC (HALF SET)	Q	01-06-2014	31-12-2014	YES	Y	 

1. Click Import Excel 2007 button.

Import From Excel2007



Division

Division: ACCT Description: ACCOUNT DEPARTMENT

Company Name: XXX TRADING SDN BHD

Export/Import Path: /var/www/gen

Upload

PROMOTIONS.XLSX No file chosen

Download

Brand:

Valid Until: 15-01-2016

2. Select brand, valid until
3. Then click Download.

Import From Excel2007



Division

Division: ACCT Description: ACCOUNT DEPARTMENT

Company Name: XXX TRADING SDN BHD

Export/Import Path: /var/www/gen

Upload

PROMOTIONS.XLSX No file chosen

Download

Brand:

Valid Until: 15-01-2016

Files

PROMOTIONS.XLSX	10,532 bytes	2016-01-15 13:34:11
-----------------	--------------	---------------------

4. Check the downloaded date and time
5. Click on the excel file link to download the excel file.

Import From Excel2007

Division: ACCT Description: ACCOUNT DEPARTMENT
 Company Name: XXX TRADING SDN BHD
 Export/Import Path: /var/www/gen

Upload: PROMOTIONS.XLSX Choose File No file chosen [Upload] [Verify] [Import]

Download: Brand: Valid Until: 15-01-2016 [Download] [Close]

Files: PROMOTIONS.XLSX 10,532 bytes 2016-01-15 13:34:11

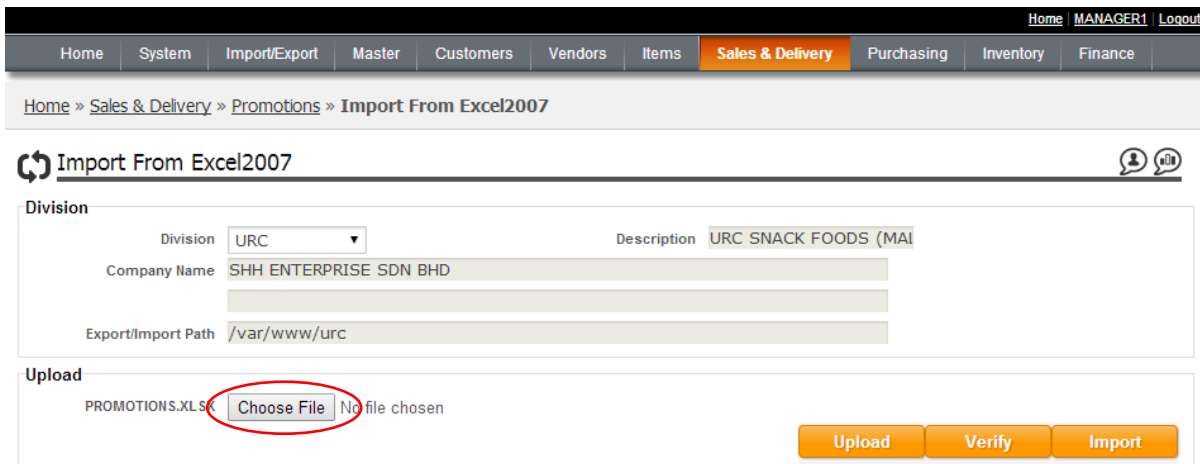
PROMOTIONS.XLSX

6. Open the excel file.

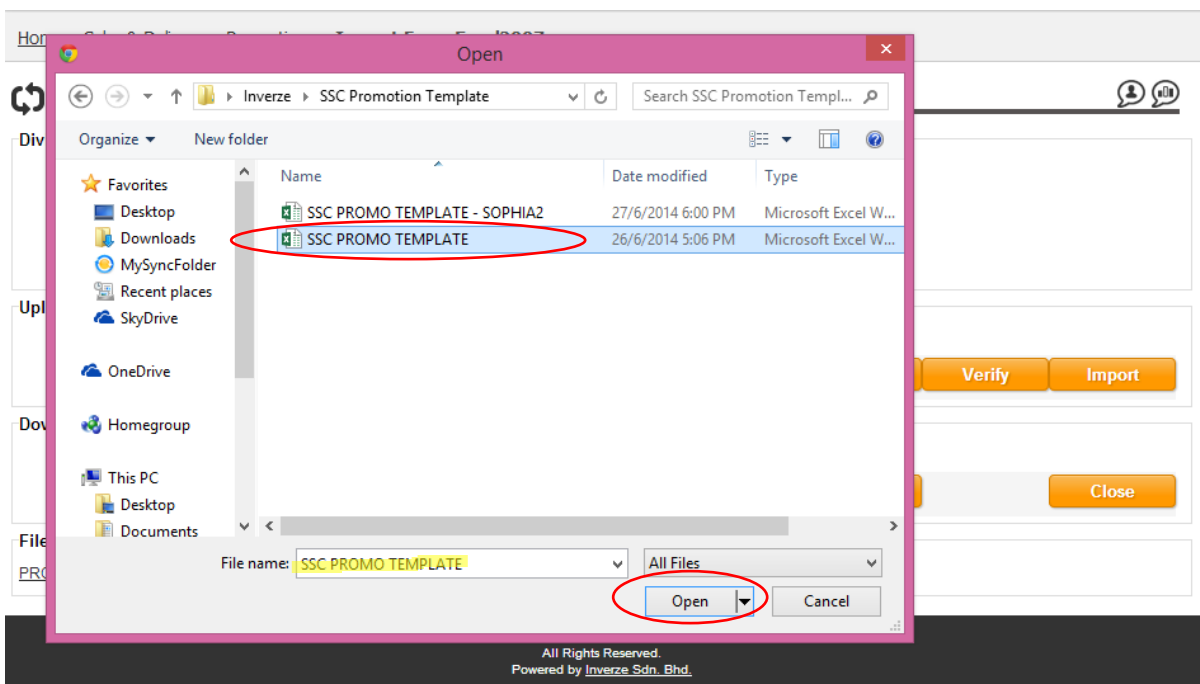
PROMOTIONS - Excel

	A	B	C	D	E	F	G	H	I	J	K	L	M	N	
1	DIVISION 1	DIVISION 2	DIVISION 3	DIVISION 4	DIVISION 5	DIVISION 6	DIVISION 7	DIVISION 8	DIVISION 9	DIVISION 10	PROMO CODE	PROMO TYPE	DESCRIPTION	DESCRIPTION 1	DESCR
2	SUN										QD-MIN288-V2 QTY DISC		QTY DISC MIN 288 FOC 48	MIN 312 FOC 56	
3	SUN										QD-MIN288-V2 QTY DISC		QTY DISC MIN 288 FOC 48	MIN 312 FOC 56	
4															
5															
6															
7															
8															
9															
10															
11															
12															
13															
14															
15															
16															
17															
18															
19															
20															
21															
22															
23															

7. Fill up the excel file.



8. Click Choose File.



9. Select the file that you wish to upload.

10. Click Open.

Import From Excel2007



Division

Division: 1-URC Description: URC SNACK FOODS (MALA)
 Company Name: SHH ENTERPRISE SDN BHD
 Export/Import Path: /var/www/urc

Upload

PROMOTIONS.XLSX No file chosen

11 13

Download

Valid From: 01-02-2015 to 28-02-2015

Files

PROMOTIONS.XLSX 38,400 bytes 12 2015-01-28 19:08:10

11. Click Upload.
12. You will see the date and time showing the current upload time.
13. Once the file uploaded, click Verify to check for the file problem.

Home System Import/Export Master Customers Vendors Items Sales & Delivery Purchasing Inventory

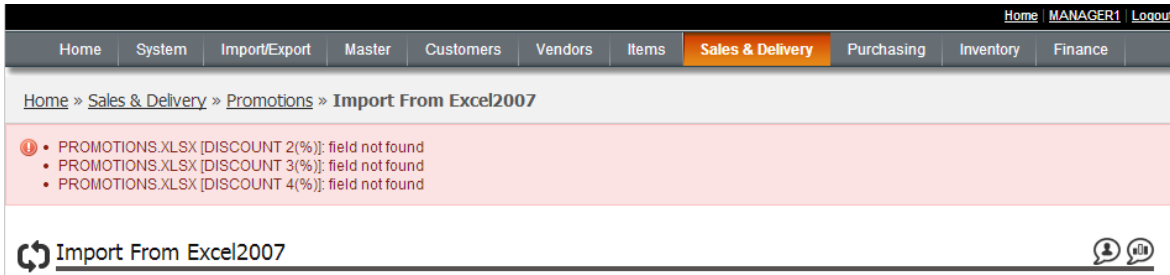
Finance

Home » Sales & Delivery » Promotions » Import From Excel2007

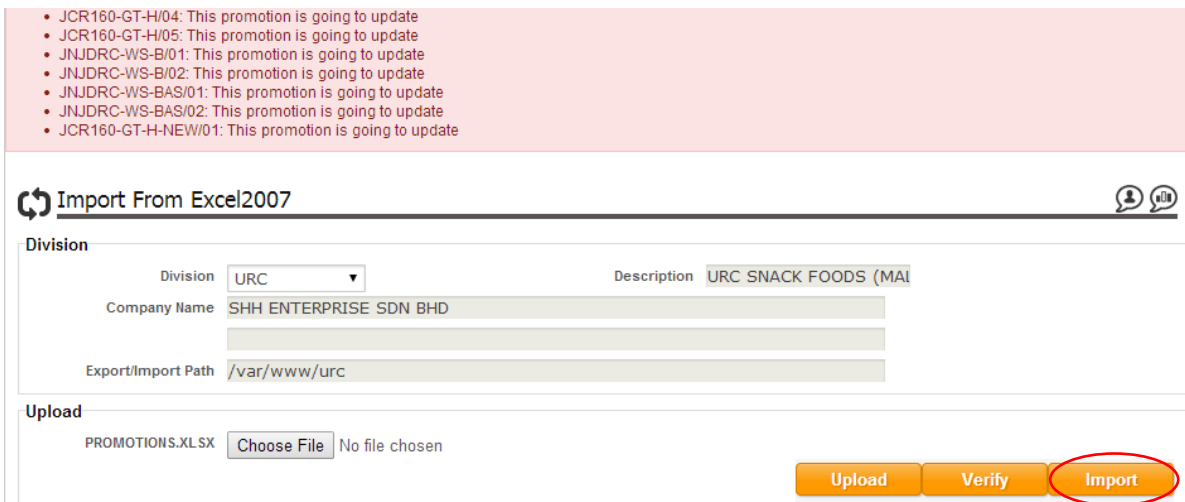
- JCH015-WS-F: This promotion is going to update
- JCH015-WS-H/01: This promotion is going to update
- JCH015-WS-H/02: This promotion is going to update
- JCH015-GT-F: This promotion is going to update
- JCH015-GT-H/01: This promotion is going to update
- JCH015-GT-H/02: This promotion is going to update
- JCH045-WS-F: This promotion is going to update
- JCH045-WS-H/01: This promotion is going to update
- JCH045-WS-H/02: This promotion is going to update
- JCH045-WS-H/03: This promotion is going to update
- JCH080-WS-F: This promotion is going to update
- JCH080-WS-H/01: This promotion is going to update
- JCH080-WS-H/02: This promotion is going to update
- JCH080-WS-H/03: This promotion is going to update
- JCH080-WS-H/04: This promotion is going to update
- JCH080-WS-H/05: This promotion is going to update
- JCH080-GT-F: This promotion is going to update
- JCH080-GT-H/01: This promotion is going to update
- JCH080-GT-H/02: This promotion is going to update
- JCH080-GT-H/03: This promotion is going to update
- JCH080-GT-H/04: This promotion is going to update
- JCH080-GT-H/05: This promotion is going to update
- JC9CHO-WS-F: This promotion is going to update
- JC9CHO-WS-H: This promotion is going to update
- JC9CHO-GT-F: This promotion is going to update
- JC9CHO-GT-H: This promotion is going to update
- JCR180-WS-F: This promotion is going to update
- JCR180-WS-H/01: This promotion is going to update
- JCR180-WS-H/02: This promotion is going to update
- JCR180-WS-H/03: This promotion is going to update
- JCR180-WS-H/04: This promotion is going to update
- JCR180-WS-H/05: This promotion is going to update
- JCR180-GT-F: This promotion is going to update
- JCR180-GT-H/01: This promotion is going to update
- JCR180-GT-H/02: This promotion is going to update
- JCR180-GT-H/03: This promotion is going to update
- JCR180-GT-H/04: This promotion is going to update
- JCR180-GT-H/05: This promotion is going to update
- JNJDRC-WS-B/01: This promotion is going to update
- JNJDRC-WS-B/02: This promotion is going to update
- JNJDRC-WS-BAS/01: This promotion is going to update
- JNJDRC-WS-BAS/02: This promotion is going to update
- JCR180-GT-H-NEW/01: This promotion is going to update

Import From Excel2007

14. A message will show the promotion code is going to update.



15. If there are problems found, you need to amend on the Ms Excel and upload for verify again.



16. Once verification done, click Import.



17. A message will show the promotion code record updated.

Import From Excel2007



Division

Division: Description:

Company Name:

Export/Import Path:

Upload

PROMOTIONS.XLSX No file chosen

Download

Date From: to

18. Once Import done, click Close.

Manage Promotions



Advanced Search

Validity date:

[Import Excel2007](#) | [Create](#)

Displaying 1-20 of 61 results.

Code	Description	Type	Valid From	Valid To	Valid	Is Active	
<input type="text"/>	<input type="text"/>	<input type="text"/>					<input type="text"/>
DYN-CAN-JUL-01	DYNAMITE CANDY - BUY RM150 FOC 1 PACK NIPS	P	01-07-2014	31-07-2014	YES	N	
JC9CHO-GT-F	CLOUD 9 CHOCSTER - BUY 15 CTN FOC 1 CTN	Q	01-06-2014	31-12-2014	YES	Y	
JC9CHO-GT-H	CLOUD 9 CHOCSTER - BUY 7.5 CTN FOC 0.5 CTN (HALF SET)	Q	01-06-2014	31-12-2014	YES	Y	
JC9CHO-WS-F	CLOUD 9 CHOCSTER - BUY 15 CTN FOC 1 CTN + 4% DISC	Q	01-06-2014	31-12-2014	YES	Y	
JC9CHO-WS-H	CLOUD 9 CHOCSTER - BUY 7.5 CTN FOC 0.5 CTN + 4% DISC (HALF SET)	Q	01-06-2014	31-12-2014	YES	Y	
JCH015-GT-F	JNJ POTATO CHIPS - BUY 15 CTN FOC 1 CTN	Q	01-06-2014	31-12-2014	YES	Y	
JCH015-GT-H/01	JNJ POTATO CHIPS - BUY 7.5 CTN FOC 0.5 CTN (HALF SET)	Q	01-06-2014	31-12-2014	YES	Y	
JCH015-GT-H/02	JNJ POTATO CHIPS - BUY 7.5 CTN FOC 0.5 CTN (HALF SET)	Q	01-06-2014	31-12-2014	YES	Y	
JCH015-WS-F	JNJ POTATO CHIPS - BUY 15 CTN FOC 1 CTN + 8% DISC	Q	01-06-2014	31-12-2014	YES	Y	
JCH015-WS-H/01	JNJ POTATO CHIPS - BUY 7.5 CTN FOC 0.5 CTN + 8% DISC	Q	01-06-2014	31-12-2014	YES	Y	
JCH015-WS-H/02	JNJ POTATO CHIPS - BUY 7.5 CTN FOC 0.5 CTN + 8% DISC	Q	01-06-2014	31-12-2014	YES	Y	
JCH045-WS-F	JNJ POTATO CHIPS - BUY 15 CTN FOC 1 CTN + 8% DISC	Q	01-06-2014	31-12-2014	YES	Y	
JCH045-WS-H/01	JNJ POTATO CHIPS - BUY 7.5 CTN FOC 0.5 CTN + 8% DISC	Q	01-06-2014	31-12-2014	YES	Y	

19. You will see the promotion code imported.

20. Click on the pencil if you wish to edit or update the promotion.

Download Promotion

Manage Promotions 🔒 👤 🗨️

Division

item_group_short

Type

Discount By

Code

Description

Remark

Item

Customer

customer_category_02

customer_category

Validity date

[Download](#) | [Import Excel2007](#) | [Create](#)

Displaying 1-2 of 2 results.

Code	item_group_short	Description	Remark	Type	Valid From	Valid To	Valid	
LYCHEE425G	CANNED	LTS AAA LYCHEE 425GM - FIXED DISCOUNT (6%+2%) MINIMUM 24 UNITS FOR WHOLESALER		P	01-02-2015	31-03-2015	YES	
NTC-LYCHEE	OTHERS	AAA010234 - AAA NATA DE COCO-LYCHEE		M	01-02-2015	30-06-2015	YES	

1. Fill in the search criteria to view promotion.

Manage Promotions



Division: ALL
 item_group_short: ALL
 Type: ALL
 Discount By:
 Code:
 Description:
 Remark:
 Item:
 Customer:
 customer_category_02:
 customer_category:
 Validity date: 27-02-2015

[Search](#)

[Download](#) | [Import Excel2007](#) | [Create](#)

Displaying 1-2 of 2 results.

Code	item_group_short	Description	Remark	Type	Valid From	Valid To	Valid
LYCHEE425G	CANNED	LTS AAA LYCHEE 425GM - FIXED DISCOUNT (6%+2%) MINIMUM 24 UNITS FOR WHOLESALER		P	01-02-2015	31-03-2015	YES
NTC-LYCHEE	OTHERS	AAA010234 - AAA NATA DE COCO-LYCHEE		M	01-02-2015	30-06-2015	YES

2. Click Download.

Manage Promotions

Division: ALL
 item_group_short: ALL
 Type: ALL
 Discount By:
 Code:
 Description:
 Remark:
 Item:
 Customer:
 customer_category_02:
 customer_category:
 Validity date: 27-02-2015

[Search](#)

[Download](#) | [Import Excel2007](#) | [Create](#)

Displaying 1-2 of 2 results.

Code	item_group_short	Description	Remark	Type	Valid From	Valid To	Valid
LYCHEE425G	CANNED	LTS AAA LYCHEE 425GM - FIXED DISCOUNT (6%+2%) MINIMUM 24 UNITS FOR WHOLESALER		P	01-02-2015	31-03-2015	YES
NTC-LYCHEE	OTHERS	AAA010234 - AAA NATA DE COCO-LYCHEE		M	01-02-2015	30-06-2015	YES

PromotionListing_20...xlsx

3. An excel file will be downloaded.